


# Welcome to Snettisham Primary School



New Parents' Information  
2020





# **Welcome Pack**

**(will be hand delivered to your address)**

**Please complete all forms in your pack and return to school once we reopen**

## **Pack includes:**

- **Admission forms (please ensure you provide two contacts)**
  - **Pupil premium application**
  - **Home-school agreement**
  - **Educational excursions**
    - **Asthma form**
    - **Example menu**
  - **Using the internet form**
    - **Photography consent**
  - **Authorised people to collect**
  - **Preparing for school booklet**
  - **Helping with reading /maths**
    - **Class Dojo Sign up**



# The Willow Class Team

**Miss Moore (Teacher)**



**Mrs Adcock (TA)**



**Mrs B (TA)**



**Mrs Rodrigues (TA)**







# Starting School

**Please help us and encourage your child to become independent by...**

- ✓ **Dressing and undressing unaided**
- ✓ **Using a knife, fork and spoon correctly**
- ✓ **Using the toilet and washing hands independently**
- ✓ **Fasten their coat and shoes**
- ✓ **Hold a pencil correctly/recognise & write their own name**
- ✓ **Cut with scissors**

**For lots of lovely ideas see the 'Starting School' booklet included in your pack.**

# Bookbags

**Please could children have and bring their book bag to school on a daily basis. They will keep books, home learning packs and letters in these so useful to have so they don't have their hands full!**

**Book bags can be purchased from Sew on & Sew Forth (Hunstanton).**

**They will be kept in their own named tray. Sometimes useful to have a recognisable keyring on.**





# Uniform

**Black shoes – try to avoid laces!**

**PLEASE LABEL EVERYTHING 😊**

**Embroidered uniform (e.g. jumpers and cardigans) can be purchased from ‘Sew on and Sew Forth’ in Hunstanton.**

**Blue jumper or cardigan**

**Grey or black trousers, skirt, dress, shorts**

**White or light blue tshirt or shirt**

**Black shoes**

**Blue check summer dress**



# Examples of Uniform







# PE Kit

**Please have a PE kit bag with the following:**

- **White t-shirt**
- **Navy/black shorts**
- **Plimsoles (indoor) trainers (outdoor)**
- **Jogging bottoms/jumper (outdoor)**
- **Spare socks**

**The children keep these in school on their peg and we will send them home every few weeks for a wash!**



# Snacks and Water Bottles

**The children will have a free fruit snack during the morning.**

**Children need to bring a named water bottle daily that can be re-filled (please water only at school).**





# Lunches

- **Children can choose hot option, vegetarian, jacket potato or school packed lunch**
- **Or you can provide a healthy packed lunch from home (please no food items that contain nuts due to allergies in school)**
- **Please discuss with your child what they will be having for lunch**
- **The children complete a lunch chart in the morning in the classroom**

**See example menu in your packs**





# Typical day

**8.40 - 8.45am** Children arrive at school and  
Teacher available to speak to on playground

**8.45am - 9am** settling activities and register

**9am - 9.30** Read, Write, Inc Phonics

**9.30 - 10.15** Continuous provision (explore time)

**10.15 - 10.45** Snack and playtime

**10.45 - 11.45** English/maths/continuous provision (explore time)

**11.45 - 12** story or activity

**12-12.45pm** lunch

**12.45-1** Assembly

**1.00 - 3.00** afternoon knowledge session & Explore time / PE once a week

**3pm** - school finishes



# Example week

2.45-3.00	<b>Story / Home Time</b>				
1-2.45	Knowledge session & Explore Time	Mathematics & Explore Time	PE	Knowledge session & Explore Time	Explore time & Readers
12.45-1.00	Assembly / Reading time				
12-12.45	<b>Lunch</b>				
11.30-11.45	Mathematics	Mathematics	English	Spanish	English
11.00-11.30	Explore Time & Adult led activity (2 English a week & 2 mathematics)				
10.45-11	English	English	Mathematics	Mathematics	Jigsaw
10.30-10.45	<b>Break time</b>				
10.15-10.30	<b>Snack &amp; Story time</b>				
9.30-10.15	Explore time				
9.00-9.30	RWT - Phonics				
8.45-9.00	<b>Morning activities / Register &amp; Calendar</b>				
	<b>Monday</b>	<b>Tuesday</b>	<b>Wednesd</b>	<b>Thursday</b>	<b>Friday</b>



# Early Years Foundation Stage

Characteristics of Effective Learning
<p><b>Playing and exploring – engagement</b></p> <p>Finding out and exploring Playing with what they know Being willing to 'have a go'</p>
<p><b>Active learning – motivation</b></p> <p>Being involved and concentrating Keeping trying Enjoying achieving what they set out to do</p>
<p><b>Creating and thinking critically – thinking</b></p> <p>Having their own ideas Making links Choosing ways to do things</p>

Area of Learning and Development	Aspect
<b>Prime Areas</b>	
<b>Personal, Social and Emotional Development</b>	Making relationships
	Self-confidence and self-awareness
	Managing feelings and behaviour
<b>Physical Development</b>	Moving and handling
	Health and self-care
<b>Communication and Language</b>	Listening and attention
	Understanding
	Speaking
<b>Specific areas</b>	
<b>Literacy</b>	Reading
	Writing
<b>Mathematics</b>	Numbers
	Shape, space and measure
<b>Understanding the World</b>	People and communities
	The world
	Technology
<b>Expressive Arts and Design</b>	Exploring and using media and materials
	Being imaginative

# Early Years Foundation Stage

- Each of the 7 areas of learning has its own set of 'Early Learning Goals' which determine what most children are expected to achieve by the end of the Reception year.
- Progress is recorded throughout the year. This is made up of notes, pieces of the children's work and annotated photographs. Plus teacher knowledge of the child.
- There are 17 Early Learning Goals altogether. At the end of the year each of these goals is given a score of 1,2,or3 depending on whether the child is assessed as emerging(1), expected(2) or exceeding(3) within each particular area. These scores are submitted to County and are used as a baseline for measuring future progress.



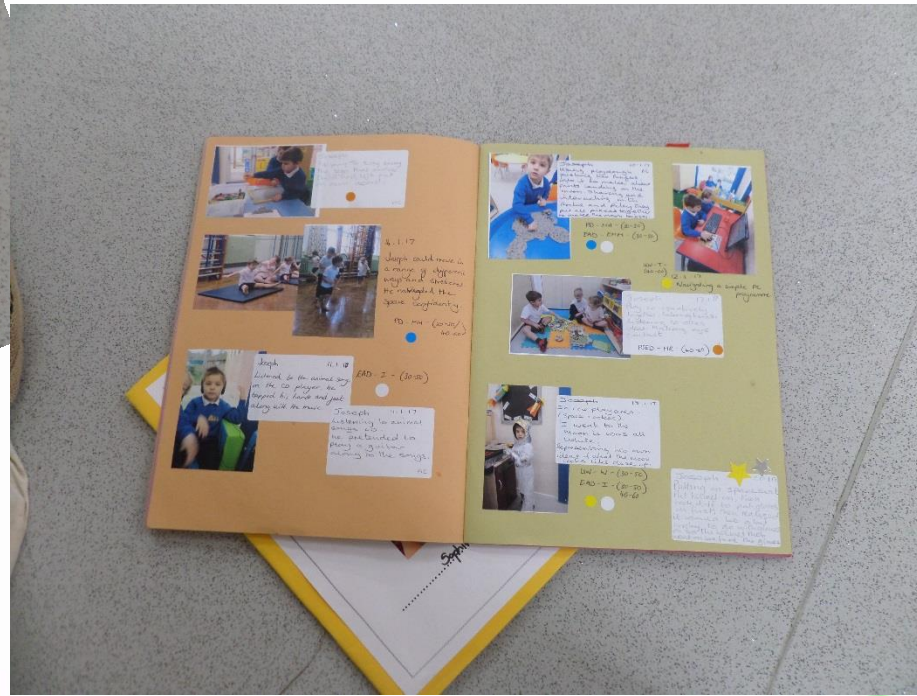
# Learning in Willow Class...

- **whole class short sessions**
- **adult led small group activities**
- **child initiated learning – known as ‘explore time’ (learning through ‘purposeful play’)**
- **indoor & outdoor**
- **daily phonics sessions / maths sessions**
- **Dedicated story time**





# How we record your child's learning...



- **Learning Journey's :** these are **scrapbooks of your child's learning during their play. They include photographs and notes**
- **Writing Journey Book**
- **Maths Book**



# Learning to read & write...

**This is the phonics scheme that we use to support early reading.**

**For more information please see:**

**<https://home.oxfordowl.co.uk/reading/reading-schemes-oxford-levels/read-write-inc-phonics-guide>**

**In the Autumn term we will offer a parents session to explain further how we teach this and how you can support at home.**




















**This is what we use to also support early writing.**



# Home Learning

**There are some things we will ask you to do at home to support your child's learning:**

- **Home learning packs will be given to your child when they start school**
- **Daily – reading, reading, reading!**
- **Weekly – new phonic sounds / maths learning**
- **Half termly – home learning topic grid**

<p>Talk about the features of Spring. Go for a walk and draw pictures/take photos/write about the signs of Spring you see!</p> 	<p>If you have a pet make an information page in your home learning book to share with everyone. How do you care for it? (If you don't you could talk to someone that you know owns a pet)</p> 	<p>Make a pictogram of your friends and families favourite pets. Can you see which the favourite pet is? How do you know?</p> <table border="1"><thead><tr><th>Pets</th><th></th></tr></thead><tbody><tr><td>Dogs</td><td></td></tr><tr><td>Cats</td><td></td></tr><tr><td>Rabbits</td><td></td></tr><tr><td>Other</td><td></td></tr></tbody></table>	Pets		Dogs		Cats		Rabbits		Other		<p>Play one or more of these games: (please stick to numbers within 10 to begin with and only addition &amp; subtraction)</p> <p><a href="https://www.topmarks.co.uk/maths-games/5-7-years/addition-and-subtraction">https://www.topmarks.co.uk/maths-games/5-7-years/addition-and-subtraction</a></p>
Pets													
Dogs													
Cats													
Rabbits													
Other													
<p>Create a spring journey stick:</p> 	<p>Choose one of our phase 3 phonic sounds...can you go on a sound hunt and make a collage of that sound? e.g. if you choose for example <b>oa</b> you may find pictures like boat, soap, float etc.</p> <table border="1"><tbody><tr><td>sh</td><td>th</td><td>ng</td><td>ai</td></tr></tbody></table>	sh	th	ng	ai	<p>Make a new home for a pet! This could be a drawing, junk modelling, <b>lego</b>, etc!</p> 	<p>Read a traditional story together. Can you retell the story? Use different voices for the characters! Draw a picture and write a sentence about your favourite traditional tale.</p> 						
sh	th	ng	ai										



# Class Dojo

- **Free app to download.**
- **This is used as a fun reward system as children have their own monster that gets points in class.**
- **You can send messages direct (please only non urgent things – come and see us in person.)**
- **A way of seeing what the whole class is up to!**
- **Share things from home that can go into your child's learning journey.**
- **This is used during school hours only.**



**ClassDojo**

**Instructions in your pack of how to sign up to Dojo – please sign up as soon as possible as this is a good way for us to stay in touch during these times**

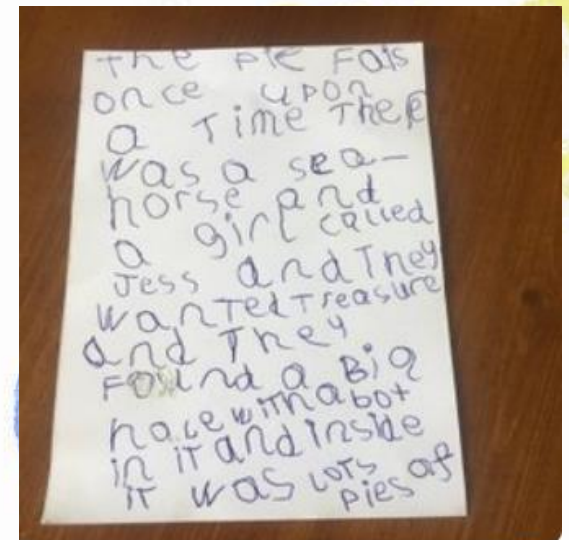
# Home contributions to learning

**Please use Class Dojo (via messaging section) to send us pictures of what you are learning at home (in relation to home learning activities) or special events/times your child is part of as this all contributes to their learning journey!**

Cody put some of his favourite toys in order from shortest to tallest 😊



Ruby wanted to show you this picture of her weekend, we went for a bike ride and ended up at the park. Cold but lovely time.



Jessica's made up story and hand written ❤️





**See you in September!**

**Really, really looking forward to having you as part of our school!  
Remember if you have any questions please do contact us via the school office  
email or via Class Dojo.**

**Thank you!**

**Miss Moore & the Willow Class Team**